



EX202A - Import Goods to a Designated Zone - User Manual

Date: Oct 2022

Version 1.0.0.0

Private and Confidential

This document contains information which is confidential and proprietary to the Federal Tax Authority. Any dissemination, distribution, copying, use of or reliance upon the confidential and proprietary information contained herein is unauthorized and strictly prohibited.



Document Control Information

Document Version Control

Version No.	Date	Prepared/Reviewed by	Comments
1.0	01-Oct-22	Federal Tax Authority	User Manual for EmaraTax Portal



Annexure Section






The below are the list of User manuals that you can refer to

S. No	User Manual Name	Description
1	Register as Online User	This manual is prepared to help you navigate through the Federal Tax Authority (FTA) website and create an EmaraTax account with the FTA.
2	Manage online user profile	This manual is prepared to provide you an understanding on Login process, user types, forgot password and modify online user profile functionalities.
3	User Authorisation	This manual is prepared to provide you an understanding on Account Admin, Online User, and Taxable Person account definitions and functionalities.
4	Taxable person dashboard	This manual is prepared to help the following 'Taxable person' users to navigate through their dashboard in the Federal Tax Authority (FTA) EmaraTax Portal: <ul style="list-style-type: none"> • Registered for VAT • Registered for Excise • Non-registered Taxpayer • Tax Group • Warehouse Keeper • Freight Forwarder/VAT Clearing Company (TINCO) • Excise Tax Clearing Company (TINCE)
5	Link TRN to email address	This manual is prepared to help you navigate through the Federal Tax Authority (FTA) website to Link TRN to New Email Address.



Navigating through EmaraTax

The Following Tabs and Buttons are available to help you navigate through this process

Button	Description
In the Portal	
 User types	This is used to toggle between various personas within the user profile such as Taxable Person, Tax Agent, Tax Agency, Legal Representative etc
	This is used to enable the Text to Speech feature of the portal
English عربي	This is used to toggle between the English and Arabic versions of the portal
-A A +A	This is used to decrease, reset, and increase the screen resolution of the user interface of the portal
 Manage Account	This is used to manage the user profile details such as the Name, Registered Email address, Registered Mobile number, and password
 Log Out	This is used to log off from the portal
In the Business Process application	
Previous Step	This is used to go the Previous section of the Input Form
Next Step	This is used to go the Next section of the Input Form
Save as Draft	This is used to save the application as draft, so that it can be completed later
	This menu on the top gives an overview of the various sections within the. All the sections need to be completed in order to submit the application for review. The Current section is highlighted in Blue and the completed sections are highlighted in green with a check

The Federal Tax Authority offers a range of comprehensive and distinguished electronic services in order to provide the opportunity for taxpayers to benefit from these services in the best and simplest ways. To get more information on these services Click [Here](#)



Table of contents

Document Control Information.....	2
Annexure Section.....	3
Navigating through EmaraTax	4
Table of contents	5
Introduction	6
EmaraTax Login Page	7
User Type Selection	8
Taxable Person Home page.....	10
Excise Tax Module	11
Import to a Designated Zone (No Customs Check) Declaration dashboard	12
Instructions and Guidelines.....	14
Basic Information.....	16
Excise Goods.....	23
Item Details	24
Excise Goods.....	26
Import for Re-Export.....	27
Basic Information- Import for Re-Export	28
Excise Goods.....	30
Excise Goods Grid	35
Item Details	37
Excise Goods.....	39
Review & Declaration	40
Acknowledgement.....	45
Correspondences.....	47




Introduction



This manual is prepared to help the Excise Taxpayer to navigate through the EmaraTax portal to submit a a EX202A- Import to a Designated Zone (No Customs Check). This manual covers the submission of Excise declaration related to Import and Import to Re-Export.

EmaraTax Login Page



الهيئة الاتحادية للضرائب
FEDERAL TAX AUTHORITY

عربي

A A A

Welcome to the new e-CTS

New Here?

If you are not registered, please signup here.

Sign Up

Login

Welcome to the Federal Tax Authority

Login with FTA account

Email Address

user_training@gmail.com

Password

[Forgot password?](#)

Enter Security Code

945057 945057

Login

Login with your Emirates ID

UAE Pass provides single trusted digital identity solution for service providers

الهوية الرقمية
UAE PASS

Login With UAE PASS



- You can login into the EmaraTax account using your login credentials or using UAE Pass. If you do not have an EmaraTax account, you can sign-up for an account by clicking the ‘sign up’ button. If you have forgotten your password, you can use the “forgot password” feature to reset your password.
- If you login via your registered email and password, on successful login, the EmaraTax online user dashboard will be displayed. If you had opted for 2 factor authentication, you will be required to enter the OTP received in your registered email and mobile number to successfully login.
- If you wish to login via UAE Pass, you will be redirected to UAE Pass. On successful UAE Pass login, you will be redirected back to the EmaraTax online user dashboard.

User Type Selection

Please select the relevant purpose(s) for using e-CTS portal

Taxable Person

Any Person registered or obligated to register for Tax purposes under the Decree-Law.

Tax Agent

Any Person registered with the Authority in the Register, who is appointed on behalf of another Person to represent him before..

Tax Agency

A legal entity which is licensed to operate as a Tax Agency and has registered with the FTA as a Tax Agency.

Special Refunds

Special refunds contain the VAT refund services for UAE nationals for building new residences & refunds for the business visitors.

Proceed

Step	Action
(1)	Click here to select the user type

Please select the relevant purpose(s) for using e-CTS portal

Taxable Person

Any Person registered or obligated to register for Tax purposes under the Decree-Law.

Tax Agent

Any Person registered with the Authority in the Register, who is appointed on behalf of another Person to represent him before..

Tax Agency

A legal entity which is licensed to operate as a Tax Agency and has registered with the FTA as a Tax Agency.

Special Refunds

Special refunds contain the VAT refund services for UAE nationals for building new residences & refunds for the business visitors.

Proceed

Step	Action
(1)	Select the Taxable Person tile



الهيئة الاتحادية للضرائب
FEDERAL TAX AUTHORITY

user_training@gmail.com What are you looking for? User Type عربي -A A +A

Please select the relevant purpose(s) for using e-CTS portal

Taxable Person

Any Person registered or obligated to register for Tax purposes under the Decree-Law.

Tax Agent

Any Person registered with the Authority in the Register, who is appointed on behalf of another Person to represent him before..

Tax Agency

A legal entity which is licensed to operate as a Tax Agency and has registered with the FTA as a Tax Agency.

Special Refunds

Special refunds contain the VAT refund services for UAE nationals for building new residences & refunds for the business visitors.

Proceed

Step	Action
(1)	Click on 'Proceed' to proceed to the Taxable Person

Taxable Person Home page

Step	Action
(1)	Click here to view the Taxable Person dashboard

Step	Action
(1)	Click here to access Excise Tax module



Excise Tax Module

The screenshot shows the 'Excise Tax' module interface. The left sidebar contains navigation options: HOME, RASHID HUSSAIN, VAT, EXCISE TAX (selected), PAYMENTS, MY CORRESPONDENCE, USER AUTHORIZATION, and OTHER SERVICES. The main area displays a grid of cards for different excise tax types. The 'Import to Designated Zone (No Customs Check)' card is highlighted with a red box and a yellow circle with the number 1, indicating the next step in the process.

Step	Action
(1)	On clicking 'Create New', the 'Import to Designated Zone (No Customs Check)' will appear

The screenshot shows the 'Excise Tax' module interface with the 'Designated Zone Declarations' section. The 'View All' button for the 'Import to Designated Zone (No Customs Check)' card is highlighted with a red box and a yellow circle with the number 1, indicating the next step in the process.

Step	Action
(1)	Click here to view all your previous declarations



Import to a Designated Zone (No Customs Check) Declaration dashboard

user_training@gmail.com What are you looking for? User Type عربي

Home ▶ Rashid Hussain ▶ Excise Tax ▶ EX202A - Import to Designated Zone (No Customs Check)

HOME RASHID HUSSAIN VAT EXCISE TAX PAYMENTS MY CORRESPONDENCE USER AUTHORIZATION OTHER SERVICES

EX202A - Import to Designated Zone (No Customs Check)

New Declaration

Transaction Number	Date of Submission	Designated Zone Number	Excise Tax Due on Release or Consumption (AED)	Excise Tax Period	Status	Action
700000006286		D100010401	0.00	August 2022	Draft	...
700000006283		D100000004	0.00	-	Draft	...
700000006123		D100009901	0.00	March 2022	Draft	...
700000006014		D100009901	0.00	May 2022	Draft	...
700000005990	4 August 2022	D100009901	12,500,000.00	May 2022	Approved by Warehouse Keeper	...

1 showing 5 of 6 records per page



This dashboard displays information relating to your previous Import to Designated Zone (No Customs Check) declarations.

user_training@gmail.com What are you looking for? User Type عربي

Home ▶ Rashid Hussain ▶ Excise Tax ▶ EX202A - Import to Designated Zone (No Customs Check)

HOME RASHID HUSSAIN VAT EXCISE TAX PAYMENTS MY CORRESPONDENCE USER AUTHORIZATION OTHER SERVICES

EX202A - Import to Designated Zone (No Customs Check)

New Declaration

Transaction Number	Date of Submission	Designated Zone Number	Excise Tax Due on Release or Consumption (AED)	Excise Tax Period	Status	Action
700000006286		D100010401	0.00	August 2022	Draft	...
700000006283		D100000004	0.00	-	Draft	...
700000006123		D100009901	0.00	March 2022	Draft	...
700000006014		D100009901	0.00	May 2022	Draft	...
700000005990	4 August 2022	D100009901	12,500,000.00	May 2022	Approved by Warehouse Keeper	...

1 showing 5 of 6 records per page



You can add a new column to the table or filter the declarations by its status. You can also search for declaration by the transaction number.



user_training@gmail.com What are you looking for? User Type عربي

Home ▶ Rashid Hussain ▶ Excise Tax ▶ Import to Designated Zone (No Customs Check)

HOME RASHID HUSSAIN VAT EXCISE TAX PAYMENTS MY CORRESPONDENCE USER AUTHORIZATION OTHER SERVICES

EX202A - Import to Designated Zone (No Customs Check)

New Declaration

Transaction Number	Date of Submission	Designated Zone Number	Excise Tax Due on Release or Consumption (AED)	Excise Tax Period	Status	Action
700000006318		D100009901	0.00	May 2022	Draft	...
700000006286		D100010401	0.00	August 2022	Draft	Edit 1
700000006283		D100000004	0.00	-	Draft	Delete
700000006123		D100009901	0.00	March 2022	Draft	Export to Excel
700000006014		D100009901	0.00	May 2022	Draft	

1 of 7 records per page

Step	Action
(1)	Click on ellipsis to edit, delete or export to excel the declaration

user_training@gmail.com What are you looking for? User Type عربي

Home ▶ Rashid Hussain ▶ Excise Tax ▶ EX202A - Import to Designated Zone (No Customs Check)

HOME RASHID HUSSAIN VAT EXCISE TAX PAYMENTS MY CORRESPONDENCE USER AUTHORIZATION OTHER SERVICES

EX202A - Import to Designated Zone (No Customs Check)

New Declaration 1

Transaction Number	Date of Submission	Designated Zone Number	Excise Tax Due on Release or Consumption (AED)	Excise Tax Period	Status	Action
700000006286		D100010401	0.00	August 2022	Draft	...
700000006283		D100000004	0.00	-	Draft	...
700000006123		D100009901	0.00	March 2022	Draft	...
700000006014		D100009901	0.00	May 2022	Draft	...
700000005990	4 August 2022	D100009901	12,500,000.00	May 2022	Approved by Warehouse Keeper	...

1 of 6 records per page

Step	Action
(1)	Click on 'New Declaration' to create a new Import to Designated Zone (No Customs Check) declaration

Instructions and Guidelines

The screenshot shows the user interface for the 'EX202A - Import to Designated Zone (No Customs Check)' service. The header includes the user's email 'user_training@gmail.com' and a search bar. The main content area displays the following information:

- No. of form steps:** 4 steps
- Expected time to complete this application:** 15 minutes
- Expected fees for this service:** Free of Charge
- Required Templates:** EX202A - Import Goods to Designated Zone (No Customs Check)
- Required Documents:** N.A.
- Service Details:** About the service, Eligibility Criteria

At the bottom, there are 'Back' and 'Start' buttons.



These are the instructions and guidelines which detail key information such as required templates, supporting documentation, eligibility criteria and the expected time to complete this declaration.

This screenshot shows the 'Service Details' section of the same page. It includes links for 'About the service', 'Eligibility Criteria', 'Service steps', and 'FAQs'. At the bottom, there is a checkbox labeled 'I confirm that I have read the above instructions and guidelines'. The 'Back' button is highlighted with a red box and a yellow circle containing the number 1.

Step	Action
(1)	Click on 'Back' to go back to the previous page



The screenshot shows the user interface of the Federal Tax Authority portal. The user is logged in as 'user_training@gmail.com'. The breadcrumb trail is: Home > Rashid Hussain > Excise Tax > EX202A - Import to Designated Zone (No Customs Check). The page displays 'Required Templates' (EX202A - Import Goods to Designated Zone (No Customs Check)), 'Required Documents' (N.A.), and 'Service Details' (About the service, Eligibility Criteria, Service steps, FAQs). A red box highlights the checkbox 'I confirm that I have read the above instructions and guidelines' with a yellow circle containing the number 1. The 'Start' button is visible at the bottom right.

Step	Action
(1)	Mark the checkbox to confirm that you have read and understood the instructions and guidelines

The screenshot shows the same user interface as the previous one. The checkbox 'I confirm that I have read the above instructions and guidelines' is now checked. A red box highlights the 'Start' button at the bottom right with a yellow circle containing the number 1.

Step	Action
(1)	Click on 'Start' to proceed to the declaration



Basic Information

user_training@gmail.com What are you looking for? User Type عربي

Home ▶ Rashid Hussain ▶ Excise Tax ▶ EX202A - Import to Designated Zone (No Customs Check)

EX202A - Import to Designated Zone (No Customs Check)

1 Basic Information 2 Excise Goods 3 Review & Declaration

Taxable Person Details

TRN:	100632253900007	Name in English:	Rashid Hussain	Name in Arabic:	رشيد حسين
------	-----------------	------------------	----------------	-----------------	-----------

Transaction Details

What is the Excise Declaration Related To?

☐ Import ☐ Import to Re-Export

Previous Step Save as Draft Next Step



The progress bar displays the number of steps required to complete the declaration. The step you are currently in is highlighted in blue. Once you progress to the next section successfully, the previous step will be highlighted in green.

user_training@gmail.com What are you looking for? User Type عربي

Home ▶ Rashid Hussain ▶ Excise Tax ▶ EX202A - Import to Designated Zone (No Customs Check)

EX202A - Import to Designated Zone (No Customs Check)

1 Basic Information 2 Excise Goods 3 Review & Declaration

Taxable Person Details

TRN:	100632253900007	Name in English:	Rashid Hussain	Name in Arabic:	رشيد حسين
------	-----------------	------------------	----------------	-----------------	-----------

Transaction Details

What is the Excise Declaration Related To?

☐ Import ☐ Import to Re-Export

Previous Step Save as Draft Next Step



This section displays the basic details of Excise Taxpayer based on the data in Excise Registration profile

Step	Action
(1)	Select the option for which this Excise declaration relates to

Step	Action
(1)	Select 'Yes' if the DTS Goods are imported for consumption in the UAE

Step	Action
(1)	Select the 'Shipment ID'

Step	Action
(1)	Enter the 'Destination Designated Zone number' and click on 'Validate'



user_training@gmail.com What are you looking for? User Type عربي

Home ▶ Rashid Hussain ▶ Excise Tax ▶ EX202A - Import to Designated Zone (No Customs Check)

EX202A - Import to Designated Zone (No Customs Check)

Name of Destination Designated Zone in English
General Zone

Name of Destination Designated Zone in Arabic
المنطقة العامة

Destination Warehouse Keeper Registration Number
1000099

Name of Destination Warehouse Keeper (Business) in English
Ali

Name of Destination Warehouse Keeper (Business) in Arabic
علي

Port Of Entry
▼

Previous Step Save as Draft Next Step



Once the Designated Zone number is validated, the name of the designated zone along with the warehouse keeper name and number are pre-populated.

user_training@gmail.com What are you looking for? User Type عربي

Home ▶ Rashid Hussain ▶ Excise Tax ▶ EX202A - Import to Designated Zone (No Customs Check)

EX202A - Import to Designated Zone (No Customs Check)

Name of Destination Designated Zone in English
General Zone

Name of Destination Designated Zone in Arabic
المنطقة العامة

Destination Warehouse Keeper Registration Number
1000099

Name of Destination Warehouse Keeper (Business) in English
Ali

Name of Destination Warehouse Keeper (Business) in Arabic
علي

Port Of Entry
Dubai Health Care City Customs Center

Previous Step Save as Draft Next Step

Step	Action
(1)	Select the 'Port of Entry'



user_training@gmail.com What are you looking for? User Type عربي

Home ▶ Rashid Hussain ▶ Excise Tax ▶ EX202A - Import to Designated Zone (No Customs Check)

EX202A - Import to Designated Zone (No Customs Check)

Port Of Entry
Dubai Health Care City Customs Center

Period of Declaration

Date of Import
01/05/2022

Excise Tax Period
May 2022

From Date
01/05/2022

To Date
31/05/2022

Previous Step Save as Draft Next Step

Step	Action
(1)	Click here to select the date that the Excisable Goods will be imported into the Designated Zone

user_training@gmail.com What are you looking for? User Type عربي

Home ▶ Rashid Hussain ▶ Excise Tax ▶ EX202A - Import to Designated Zone (No Customs Check)

EX202A - Import to Designated Zone (No Customs Check)

Port Of Entry
Dubai Health Care City Customs Center

Period of Declaration

Date of Import
01/05/2022

Excise Tax Period
May 2022

From Date
01/05/2022

To Date
31/05/2022

Previous Step Save as Draft Next Step

	Based on the selected date, the Excise Tax period, From date and To date of Excise Tax Period are pre-populated.
--	--



The screenshot shows the 'EX202A - Import to Designated Zone (No Customs Check)' form. The 'Port Of Entry' is set to 'Dubai Health Care City Customs Center'. The 'Period of Declaration' section includes 'Date of Import' (01/05/2022), 'Excise Tax Period' (May 2022), 'From Date' (01/05/2022), and 'To Date' (31/05/2022). At the bottom, the 'Previous Step' button is highlighted with a red box and a yellow circle with the number 1. Other buttons include 'Save as Draft' and 'Next Step'.

Step	Action
(1)	Click on 'Previous' to go back to the previous section

The screenshot shows the same 'EX202A - Import to Designated Zone (No Customs Check)' form. In this view, the 'Save as Draft' button is highlighted with a red box and a yellow circle with the number 1. The 'Previous Step' button is no longer highlighted.

Step	Action
(1)	Click on 'Save as draft' to save the declaration as a draft



الهيئة الاتحادية للضرائب
FEDERAL TAX AUTHORITY

user_training@gmail.com What are you looking for? User Type عربي -A A +A

Home ▶ Rashid Hussain ▶ Excise Tax ▶ EX202A - Import to Designated Zone (No Customs Check)

EX202A - Import to Designated Zone (No Customs Check)

Port Of Entry
Dubai Health Care City Customs Center

Period of Declaration

Date of Import
01/05/2022

Excise Tax Period
May 2022

From Date
01/05/2022

To Date
31/05/2022

Previous Step Save as Draft Next Step

Step	Action
(1)	Click on 'Next Step' to proceed to the next section. This is common across all steps



Excise Goods

user_training@gmail.com What are you looking for? User Type عربي

Home Rashid Hussain Excise Tax Import to Designated Zone (No Customs Check)

EX202A - Import to Designated Zone (No Customs Check)

Taxable Person Details TRN: 100632253900007 Name in English: Rashid Hussain Name in Arabic: رشيد حسين

Excise Goods Grid

HS Code	Item Code	Item Description	Product Description	Brand	Unit of Measurement	Quantity	Retail Selling Price (AED)	Designated Price (AED)	Excise Tax (AED)	Upload Status	Action
22021022	12000002588	Mirinda Orange Carbonated Soft Drink 330.0 ml	Carbonated drinks	Mirinda	Milliliter	8,417	1,580	0.000	0.000	***	***

Previous Step Save as Draft Next Step



You can add a new column to the table or filter the Excise Goods by its status. You can also search for Excise Goods by item or HS code.

user_training@gmail.com What are you looking for? User Type عربي

Home Rashid Hussain Excise Tax Import to Designated Zone (No Customs Check)

EX202A - Import to Designated Zone (No Customs Check)

Taxable Person Details TRN: 100632253900007 Name in English: Rashid Hussain Name in Arabic: رشيد حسين

Excise Goods Grid

HS Code	Item Code	Item Description	Product Description	Brand	Unit of Measurement	Quantity	Retail Selling Price (AED)	Designated Price (AED)	Excise Tax (AED)	Upload Status	Action
22021021	12000022760	7Up Free Carbonated Soft Drink 330.0 ml	Carbonated drinks	7Up	Milliliter	6,093	1,580	0.000	0.000	***	***

Previous Step Save as Draft Next Step

Step	Action
(1)	Click on ellipsis to edit the selected Excise Good



Item Details



Details of the selected Excise Good are displayed here.

Step	Action
(1)	Enter 'Designated price (AED)'



Item Details

United Arab Emirates 7Up

Item Description 7Up Free Carbonated Soft Drink 330.0 ml Unit of Measurement Milliliter

Product Description Carbonated drinks Excise Tax Percentage (%) 50.00

Retail Selling Price as per the FTA's Published List (AED) 1.5800000000

Designated Price (AED) 5.0000000000 Quantity 6.093

Save

Previous Step Save as Draft Next Step

Step	Action
(1)	Click on 'Save' to include item in the declaration



Excise Goods

الهيئة الاتحادية للضرائب
FEDERAL TAX AUTHORITY

user_training@gmail.com

What are you looking for?

User Type

عربي

-A A +A

Home ▶ Rashid Hussain ▶ Excise Tax ▶ Import to Designated Zone (No Customs Check)

EX202A - Import to Designated Zone (No Customs Check)

Taxable Person Details

TRN: 100632253900007

Name in English: Rashid Hussain

Name in Arabic: رشيد حسين

Excise Goods Grid

HS Code	Item Code	Item Description	Product Description	Brand	Unit of Measurement	Quantity	Retail Selling Price (AED)	Designated Price (AED)	Excise Tax (AED)	Upload Status	Action
22021021	12000022760	7Up Free Carbonated Soft Drink 330.0 ml	Carbonated drinks	7Up	Milliliter	6,093	1,580	5,000	15,232.500		***

Excise Tax Due on Release or Consumption : AED 15,232.50

Previous Step

Save as Draft

Next Step



This is the amount of Excise Tax that is due based on the items included in the declaration



Import for Re-Export



The following screens will guide you through the process of submitting Excise declaration related to 'Import to Re-Export'. Select the type of Excise Declaration related to 'Import to Re-Export'.

Basic Information- Import for Re-Export

user_training@gmail.com What are you looking for? User Type عربي -A A +A

Home ▶ Rashid Hussain ▶ Excise Tax ▶ EX202A - Import to Designated Zone (No Customs Check)

EX202A - Import to Designated Zone (No Customs Check)

Taxable Person Details TRN: 100632253900007 Name in English: Rashid Hussain Name in Arabic: رشيد حسين

Transaction Details

What is the Excise Declaration Related To?

☐ Import ☒ Import to Re-Export

Designated Zone Details

Previous Step Save as Draft Next Step

Step	Action
(1)	Select the option for which this Excise declaration relates to

user_training@gmail.com What are you looking for? User Type عربي -A A +A

Home ▶ Rashid Hussain ▶ Excise Tax ▶ EX202A - Import to Designated Zone (No Customs Check)

EX202A - Import to Designated Zone (No Customs Check)

Taxable Person Details TRN: 100632253900007 Rashid Hussain رشيد حسين

Transaction Details

What is the Excise Declaration Related To?

☐ Import ☒ Import to Re-Export

Designated Zone Details

Destination Designated Zone Number

D100009901 Validate

Previous Step Save as Draft Next Step

Step	Action
(1)	Enter the 'Destination Designated Zone number' and click on 'Validate'



user_training@gmail.com

What are you looking for?

User Type

عربي

-A A +A

Home ▶ Rashid Hussain ▶ Excise Tax ▶ EX202A - Import to Designated Zone (No Customs Check)

EX202A - Import to Designated Zone (No Customs Check)

Port Of Entry
Dubai Health Care City Customs Center

Period of Declaration

Date of Import
01/05/2022

Excise Tax Period
May 2022

From Date
01/05/2022

To Date
31/05/2022

Previous Step

Save as Draft

Next Step



Based on the selected date, the Excise Tax period, From date and To date of Excise Tax Period are pre-populated.



Excise Goods

user_training@gmail.com What are you looking for? User Type عربي -A A +A

Home Rashid Hussain Excise Tax EX202A - Import to Designated Zone (No Customs Check)

EX202A - Import to Designated Zone (No Customs Check)

Taxable Person Details TRN: 100632253900007 Name in English: Rashid Hussain Name in Arabic: رشيد حسين

Excise Goods Grid

You may add items to the Excise Goods Grid by searching for items using the "smart search" option below or by selecting them from the full list of Excise items registered with the FTA. Alternatively, you may download the Excel template provided below and upload it after filling in the necessary details.

[Download Template](#) ExciseGoods.xlsx last updated: 07/08/2022 [Upload Filled Template](#)

Search and add items Search by Item Code, HS Code, Item Description, Product Description or Brand [View Excise Goods List](#)

Previous Step Save as Draft Next Step



You can add items to the declaration by click on 'View Excise Goods List' or uploading the template.

user_training@gmail.com What are you looking for? User Type عربي -A A +A

Home Rashid Hussain Excise Tax EX202A - Import to Designated Zone (No Customs Check)

EX202A - Import to Designated Zone (No Customs Check)

Taxable Person Details TRN: 100632253900007 Name in English: Rashid Hussain Name in Arabic: رشيد حسين

Excise Goods Grid

You may add items to the Excise Goods Grid by searching for items using the "smart search" option below or by selecting them from the full list of Excise items registered with the FTA. Alternatively, you may download the Excel template provided below and upload it after filling in the necessary details.

[Download Template](#) ExciseGoods.xlsx last updated: 07/08/2022 [Upload Filled Template](#)

Search and add items Search by Item Code, HS Code, Item Description, Product Description or Brand [View Excise Goods List](#)

Previous Step Save as Draft Next Step

Step	Action
(1)	Click here to download the template that can be filled offline to directly upload items to the Excise Goods grid

Step	Action
(1)	Click on 'Upload Filled Template' to upload a completed template. Once the template has been uploaded, the items will populate in the Excise Goods grid

Step	Action
(1)	Click here to download the uploaded template



user_training@gmail.com What are you looking for? User Type عربي

Home Rashid Hussain Excise Tax EX202A - Import to Designated Zone (No Customs Check)

EX202A - Import to Designated Zone (No Customs Check)

You may add items to the Excise Goods Grid by searching for items using the "smart search" option below or by selecting them from the full list of Excise items registered with the FTA. Alternatively, you may download the Excel template provided below and upload it after filling in the necessary details.

[Download Template](#) ExciseGoods.xlsx last updated: 07/08/2022 [Upload Filled Template](#)

ExciseGoods.xlsx [Clear table](#)

Search and add items by Item Code, HS Code, Item Description, Product Description or Brand [View Excise Goods List](#)

HS Code	Item Code	Item Description	Product Description	Brand	Unit of Measurement	Quantity	Retail Selling Price (AED)	Designated Price (AED)	Excise Tax (AED)	Upload Status	Action
Previous Step Save as Draft Next Step											

Step	Action
(1)	Click here to clear the expense table

user_training@gmail.com What are you looking for? User Type عربي

Home Rashid Hussain Excise Tax EX202A - Import to Designated Zone (No Customs Check)

EX202A - Import to Designated Zone (No Customs Check)

You may add items to the Excise Goods Grid by searching for items using the "smart search" option below or by selecting them from the full list of Excise items registered with the FTA. Alternatively, you may download the Excel template provided below and upload it after filling in the necessary details.

[Download Template](#) ExciseGoods.xlsx last updated: 07/08/2022 [Upload Filled Template](#)

ExciseGoods.xlsx [Clear table](#)

Search and add items [View Excise Goods List](#)

HS Code	Item Code	Item Description	Product Description	Brand	Unit of Measurement	Quantity	Retail Selling Price (AED)	Designated Price (AED)	Excise Tax (AED)	Upload Status	Action
Previous Step Save as Draft Next Step											

Step	Action
(1)	Use this search box to find goods that are published in the FTA's Excise Goods list



user_training@gmail.com What are you looking for? User Type عربي

Home Rashid Hussain Excise Tax Import to Designated Zone (No Customs Check)

EX202A - Import to Designated Zone (No Customs Check)

Excise Goods Grid

You may add items to the Excise Goods Grid by searching for items using the "smart search" option below or by selecting them from the full list of Excise items registered with the FTA. Alternatively, you may download the Excel template provided below and upload it after filling in the necessary details.

[Download Template](#) ExciseGoods.xlsx last updated: 07/08/2022 [Upload Filled Template](#)

ExciseGoods.xlsx

Search and add items [View Excise Goods List](#)

Previous Step [Save as Draft](#) [Next Step](#)

Step	Action
(1)	Select the required item from the search result

user_training@gmail.com What are you looking for? User Type عربي

Home Rashid Hussain Excise Tax EX202A - Import to Designated Zone (No Customs Check)

EX202A - Import to Designated Zone (No Customs Check)

You may add items to the Excise Goods Grid by searching for items using the "smart search" option below or by selecting them from the full list of Excise items registered with the FTA. Alternatively, you may download the Excel template provided below and upload it after filling in the necessary details.

[Download Template](#) ExciseGoods.xlsx last updated: 07/08/2022 [Upload Filled Template](#)

ExciseGoods.xlsx [Clear table](#)

Search and add items [View Excise Goods List](#)

HS Code	Item Code	Item Description	Product Description	Brand	Unit of Measurement	Quantity	Retail Selling Price (AED)	Designated Price (AED)	Excise Tax (AED)	Upload Status	Action
Customize Columns Status ***											

Previous Step [Save as Draft](#) [Next Step](#)



You can add a new column to the table or filter the Excise Goods by its status. You can also search for Excise Goods by item or HS code.



user_training@gmail.com What are you looking for? User Type عربي -A A +A

Home ▶ Rashid Hussain ▶ Excise Tax ▶ EX202A - Import to Designated Zone (No Customs Check)

EX202A - Import to Designated Zone (No Customs Check)

You may add items to the Excise Goods Grid by searching for items using the "smart search" option below or by selecting them from the full list of Excise items registered with the FTA. Alternatively, you may download the Excel template provided below and upload it after filling in the necessary details.

[Download Template](#) ExciseGoods.xlsx last updated: 07/08/2022 [Upload Filled Template](#)

ExciseGoods.xlsx [Clear table](#)

Search and add items [View Excise Goods List](#) 1

HS Code	Item Code	Item Description	Product Description	Brand	Unit of Measurement	Quantity	Retail Selling Price (AED)	Designated Price (AED)	Excise Tax (AED)	Upload Status	Action
Customize Columns Status ***											

[Previous Step](#) [Save as Draft](#) [Next Step](#)

Step	Action
(1)	Click here to view the FTA's Excise Goods list

Excise Goods Grid

Item List

If the item has not yet been approved by the FTA, please click on the "EX701" link to request the FTA to approve the item.

[EX701 - Request to add product to the published FTA list](#)

1

GTIN	Item Code	HS Code	Item Description	Product Description	Brand	Unit of Measurement	Excise Price (AED)
000000000234 43	000000000234 43	22029930	Marks & Spencer British Rhubarb With Ginger Cordial 500.0 ml	Sweetend Drinks	Marks & Spencer	Milliliter	19.05
0000000003011 3	0000000003011 3	22029930	Marks & Spencer Pineapple, Golden Berry & Ginger Pressed Juice 250.0 ml	Sweetend Drinks	Marks & Spencer	Milliliter	15.24
000000000503	000000000503		Rianion Paint	Non Excisable			

Select Item

Step	Action
(1)	Click here to submit a request for adding a new item to the FTA's Excise Goods list

Item List


If the item has not yet been approved by the FTA, please click on the "EX701" link to request the FTA to approve the item.

[EX701 - Request to add product to the published FTA list](#)

00695937843105

GTIN	Item Code	HS Code	Item Description	Product Description	Brand	Unit of Measurement	Excise Price (AED)
00695937843105	00695937843105	24012000	Al Tamayuz Cut Rag Tobacco 1000.0 g	Unmanufactured Tobacco (Processed Tobacco Blends and Leaves)	Al Tamayuz	Gram	20.00

Select Item

	You can add a new column to the table or filter Excise Goods by product or item description. You can also search for Excise Goods by item or HS code.
---	---

If the item has not yet been approved by the FTA, please click on the "EX701" link to request the FTA to approve the item.
[EX701 - Request to add product to the published FTA list](#)

GTIN	Item Code	HS Code	Item Description	Product Description	Brand	Unit of Measurement	Excise Price (AED)
00695937843105	00695937843105	24012000	Al Tamayuz Cut Rag Tobacco 1000.0 g	Unmanufactured Tobacco (Processed Tobacco Blends and Leaves)	Al Tamayuz	Gram	20.00

Select Item

Step	Action
(1)	Select the required item that you wish to add to the declaration

If the item has not yet been approved by the FTA, please click on the "EX701" link to request the FTA to approve the item.
[EX701 - Request to add product to the published FTA list](#)

GTIN	Item Code	HS Code	Item Description	Product Description	Brand	Unit of Measurement	Excise Price (AED)
00695937843105	00695937843105	24012000	Al Tamayuz Cut Rag Tobacco 1000.0 g	Unmanufactured Tobacco (Processed Tobacco Blends and Leaves)	Al Tamayuz	Gram	20.00

Select Item

Step	Action
(1)	Click on 'Select Item' to include the item in the declaration



Item Details



Details of the selected Excise Good are displayed here

Step	Action
(1)	Enter 'Designated price (AED)', 'Quantity' and select the 'Country of Export'



user_training@gmail.com

Home ▶ Rashid Hussain ▶

EX202A - Import to

You may add items to
you may download the

Download Template

ExciseGoods.xlsx

Search and add items

Customize

HS Code Item

Previous Step

Save as Draft

Item Details

Poland Al Tamayuz

Item Description: Al Tamayuz Cut Rag Tobacco 1000.0 g

Unit of Measurement: Gram

Product Description: Unmanufactured Tobacco (Processed Tobacco Blends a...)

Excise Tax Percentage (%): 100.00

Retail Selling Price as per the FTA's Published List (AED): 20.0000000000

Designated Price (AED): 22.0000000000


Quantity: 55

Add Item

1

Step	Action
(1)	Click on 'Add Item' to include it in the declaration

Excise Goods



الهيئة الاتحادية للضرائب
FEDERAL TAX AUTHORITY

👤 user_training@gmail.com

🔍 What are you looking for?

⚙️ User Type

🔊 عربي

📄 -A A +A

☰
Home ▶ Rashid Hussain ▶ Excise Tax ▶ EX202A - Import to Designated Zone (No Customs Check)

EX202A - Import to Designated Zone (No Customs Check)

Customize Columns		Status									
HS Code	Item Code	Item Description	Product Description	Brand	Unit of Measurement	Quantity	Retail Selling Price (AED)	Designated Price (AED)	Excise Tax (AED)	Upload Status	Action
24039990	00000048510851	Heets Amber Selection Tobacco Sticks 20.0 stick	Electrically-Heated Cigarettes	Heets	Piece	50	10.000	75.000	3,750.000	✓	***
24012000	00695937843105	Al Tamayuz Cut Rag Tobacco 1000.0 g	Unmanufactured Tobacco (Processed Tobacco Blends and Leaves)	Al Tamayuz	Gram	55	20.000	22.000	1,210.000		***

Excise Tax Due on Release or Consumption : AED 4,960.00

Previous Step

Save as Draft

Next Step



This is the amount of Excise Tax that is calculated based on the items included in the declaration. This amount will become due if the Excise Goods are released from the Designated Zone or consumed within the Designated Zone.

Review & Declaration

user_training@gmail.com What are you looking for? User Type عربي

Home ▶ Rashid Hussain ▶ Excise Tax ▶ EX202A - Import to Designated Zone (No Customs Check)

EX202A - Import to Designated Zone (No Customs Check)

Taxable Person Details	TRN: 100632253900007	Name in English: Rashid Hussain	Name in Arabic: رشيد حسين
-------------------------------	----------------------	---------------------------------	---------------------------

Review & Declaration Expand All / Collapse All

Step 1: Basic Information

Transaction Details

What is the Excise Declaration Related To?

Previous Step Save as Draft Submit



This section displays your completed declaration and allows you to review it prior to submission.

user_training@gmail.com What are you looking for? User Type عربي

Home ▶ Rashid Hussain ▶ Excise Tax ▶ EX202A - Import to Designated Zone (No Customs Check)

EX202A - Import to Designated Zone (No Customs Check)

Taxable Person Details	TRN: 100632253900007	Name in English: Rashid Hussain	Name in Arabic: رشيد حسين
-------------------------------	----------------------	---------------------------------	---------------------------

Review & Declaration Expand All / Collapse All

Step 1: Basic Information

Transaction Details

What is the Excise Declaration Related To?

Previous Step Save as Draft Submit

Step	Action
(1)	Click here to edit this step

user_training@gmail.com What are you looking for? User Type عربي

Home ▶ Rashid Hussain ▶ Excise Tax ▶ EX202A - Import to Designated Zone (No Customs Check)

EX202A - Import to Designated Zone (No Customs Check)

Taxable Person Details TRN: 100632253900007 Name in English: Rashid Hussain Name in Arabic: رشيد حسين

Review & Declaration Expand All / Collapse All

Step 1: Basic Information

Step 2: Excise Goods

Declaration and Authorized Signatory

Authorized Signatory list

Previous Step Save as Draft Submit

Step	Action
(1)	Click here to expand or collapse all steps at once

user_training@gmail.com What are you looking for? User Type عربي

Home ▶ Rashid Hussain ▶ Excise Tax ▶ EX202A - Import to Designated Zone (No Customs Check)

EX202A - Import to Designated Zone (No Customs Check)

Taxable Person Details TRN: 100632253900007 Name in English: Rashid Hussain Name in Arabic: رشيد حسين

Review & Declaration Expand All / Collapse All

Step 1: Basic Information

Step 2: Excise Goods

Declaration and Authorized Signatory

Authorized Signatory list

Previous Step Save as Draft Submit

Step	Action
(1)	Click on the drop-down arrow to review the details in this step

user_training@gmail.com What are you looking for? User Type عربي

Home ▶ Rashid Hussain ▶ Excise Tax ▶ EX202A - Import to Designated Zone (No Customs Check)

EX202A - Import to Designated Zone (No Customs Check)

Taxable Person Details

TRN:	100632253900007	Name in English:	Rashid Hussain	Name in Arabic:	رشيد حسين
------	-----------------	------------------	----------------	-----------------	-----------

Review & Declaration Expand All / Collapse All

Step 1: Basic Information

Step 2: Excise Goods

Declaration and Authorized Signatory

Authorized Signatory list

Name in English	Name in Arabic	Email ID
Ali Khan	علي خان	USER_EX1@FTA.AE

Previous Step Save as Draft Submit

Step	Action
(1)	Click on each step to review every section

user_training@gmail.com What are you looking for? User Type عربي

Home ▶ Rashid Hussain ▶ Excise Tax ▶ EX202A - Import to Designated Zone (No Customs Check)

EX202A - Import to Designated Zone (No Customs Check)

Declaration and Authorized Signatory

Authorized Signatory list

Name in English	Name in Arabic	Email ID
Ali Khan	علي خان	USER_EX1@FTA.AE

First Name in English: Rashid Last Name in English: Hussain

First Name in Arabic: رشيد Last Name in Arabic: حسين

Country Code: +971 (United Arab Emirates) Phone Number: 678678678 Email ID: user_training@gmail.com

Date of Submission

Previous Step Save as Draft Submit



The Authorized Signatory details are taken from your Excise Tax registration currently held by the FTA.

user_training@gmail.com What are you looking for? User Type عربي

Home ▶ Rashid Hussain ▶ Excise Tax ▶ EX202A - Import to Designated Zone (No Customs Check)

EX202A - Import to Designated Zone (No Customs Check)

Declaration and Authorized Signatory

Authorized Signatory list

Name in English	Name in Arabic	Email ID
Ali Khan	علي خان	USER_EX1@FTA.AE

First Name in English: Rashid Last Name in English: Hussain

First Name in Arabic: راشد Last Name in Arabic: حسين

Country Code: +971 (United Arab Emirates) Phone Number: 678678678 Email ID: user_training@gmail.com

Date of Submission

Previous Step Save as Draft Submit

The Declaration details are taken from your Excise Tax registration currently held by the FTA.

user_training@gmail.com What are you looking for? User Type عربي

Home ▶ Rashid Hussain ▶ Excise Tax ▶ EX202A - Import to Designated Zone (No Customs Check)

EX202A - Import to Designated Zone (No Customs Check)

Ali Khan علي خان USER_EX1@FTA.AE

First Name in English: Rashid Last Name in English: Hussain

First Name in Arabic: راشد Last Name in Arabic: حسين

Country Code: +971 (United Arab Emirates) Phone Number: 678678678 Email ID: user_training@gmail.com

Date of Submission: 10/08/2022

☒ I declare that all information provided is true, accurate and complete to the best of my knowledge and belief.

Previous Step Save as Draft Submit

Step	Action
(1)	Mark the checkbox once you have reviewed all the information given in each step

user_training@gmail.com What are you looking for? User Type عربي -A A +A

Home ▶ Rashid Hussain ▶ Excise Tax ▶ EX202A - Import to Designated Zone (No Customs Check)

EX202A - Import to Designated Zone (No Customs Check)

Ali Khan علي خان USER_EX1@FTA.AE

First Name in English: Rashid Last Name in English: Hussain

First Name in Arabic: راشد Last Name in Arabic: حسين

Country Code: +971 (United Arab Emirates) Phone Number: 678678678 Email ID: user_training@gmail.com

Date of Submission: 10/08/2022

☒ I declare that all information provided is true, accurate and complete to the best of my knowledge and belief.

Previous Step Save as Draft Submit

Step	Action
(1)	Click on 'Submit' to submit the declaration



Acknowledgement

user_training@gmail.com What are you looking for? User Type عربي -A A +A

Home Rashid Hussain Excise Tax EX202A - Import to Designated Zone (No Customs Check)

EX202A - Import to Designated Zone (No Customs Check)

Declaration Submitted successfully

Awaiting Warehouse Keeper Approval

TRN : 100632253900007

Taxable Person Name : Rashid Hussain

Origin Designated Zone Number : D100012101

Origin Designated Zone Name : General DZ


Warehouse Keeper Number : 1000121

Warehouse Keeper Name : Ahmed

Transaction Number : 700000006283

Date of submission : 18 November 2022

Excise Tax Due on Release Or Consumption : AED15,232.50

 You have successfully submitted the declaration!
Make a note of the transaction number for future references. You can also access this Excise Declaration from the Import to Designated Zone (No Customs Check) tile, within the Excise Tax module.

user_training@gmail.com What are you looking for? User Type عربي -A A +A

Home Rashid Hussain Excise Tax EX202A - Import to Designated Zone (No Customs Check)

Transaction Number : 700000006283

Date of submission : 18 November 2022

Excise Tax Due on Release Or Consumption : AED15,232.50

What's next
Follow the below steps to understand what happens after submitting the EX202A - Import Goods to Designated Zone declaration:
1. Warehouse Keeper administering the Designated Zone reviews and either approves or rejects the declaration.
2. If the Warehouse Keeper approves the declaration, you can import the goods into the Designated Zone.
3. If the Warehouse Keeper rejects the declaration, you will not be able to import the goods into the Designated Zone.

Important Notes
1. You cannot edit or cancel a declaration after submission to the Warehouse Keeper.
2. You can submit multiple EX202A - Enter Goods Into A Designated Zone declarations in a single tax period.
3. You can check the status of your declaration at any time by logging into your EmaraTax portal.

For any inquiry or assistance, please contact us on: Within UAE: 600509994 | Outside UAE: +971 600509994 Email us at info@tax.gov.ae

Back to Dashboard Download

Step	Action
(1)	Click on 'Back to Dashboard' to go back to dashboard.

user_training@gmail.com

What are you looking for?

User Type

عربي

-A A +A

Home

Rashid Hussain

Excise Tax

EX202A - Import to Designated Zone (No Customs Check)

Transaction Number

: 700000006283

Date of submission

: 18 November 2022

Excise Tax Due on Release Or Consumption

: AED15,232.50

What's next

Follow the below steps to understand what happens after submitting the EX202A - Import Goods to Designated Zone declaration:

1. Warehouse Keeper administering the Designated Zone reviews and either approves or rejects the declaration.

2. If the Warehouse Keeper approves the declaration, you can import the goods into the Designated Zone.

3. If the Warehouse Keeper rejects the declaration, you will not be able to import the goods into the Designated Zone.

Important Notes

1. You cannot edit or cancel a declaration after submission to the Warehouse Keeper.

2. You can submit multiple EX202A - Enter Goods into A Designated Zone declarations in a single tax period.

3. You can check the status of your declaration at any time by logging into your EmaraTax portal.

For any inquiry or assistance, please contact us on: Within UAE: 600509994 | Outside UAE: +971 600509994 Email us at info@tax.gov.ae

Back to Dashboard

Download

Step	Action
(1)	Click on 'Download' to download a copy of declaration submission acknowledgement



Correspondences



After submission of the Declaration, Excise Taxpayer receives the following correspondences:

- Declaration submission acknowledgement.
- Declaration status changed to 'Draft' state acknowledgement (only if Taxpayer edits the submitted Declaration before filing of the Excise Tax Return for the same Tax period)

Thank you