



إمارات تاكس
EMARATAX

Link Tax Agent to Tax Agency - User Manual

Date: Oct 2022

Version 1.0.0.0

Private and Confidential

This document contains information which is confidential and proprietary to the Federal Tax Authority. Any dissemination, distribution, copying, use of or reliance upon the confidential and proprietary information contained herein is unauthorized and strictly prohibited.

Document Control Information

Document Version Control

Version No.	Date	Prepared/Reviewed by	Comments
1.0	01-Oct-22	Federal Tax Authority	User Manual for EmaraTax Portal

Annexure







The below are the list of User manuals that you can refer to

S. No	User Manual Name	Description
1	Register as Online User	This manual is prepared to help you navigate through the Federal Tax Authority (FTA) website and create an EmaraTax account with the FTA.
2	Manage online user profile	This manual is prepared to provide you an understanding on Login process, user types, forgot password and modify online user profile functionalities.
3	User Authorisation	This manual is prepared to provide you an understanding on Account Admin, Online User, and Taxable Person account definitions and functionalities.
4	Taxable person dashboard	This manual is prepared to help the following 'Taxable person' users to navigate through their dashboard in the Federal Tax Authority (FTA) EmaraTax Portal: <ul style="list-style-type: none"> Registered for VAT Registered for Excise Non-registered Taxpayer Tax Group Warehouse Keeper Freight Forwarder/VAT Clearing Company (TINCO) Excise Tax Clearing Company (TINCE)
5	Link TRN to email address	This manual is prepared to help you navigate through the Federal Tax Authority (FTA) website to Link TRN to New Email Address.



Navigating through EmaraTax

The Following Tabs and Buttons are available to help you navigate through this process

Button	Description
In the Portal	
 User types	This is used to toggle between various personas within the user profile such as Taxable Person, Tax Agent, Tax Agency, Legal Representative etc
	This is used to enable the Text to Speech feature of the portal
English عربي	This is used to toggle between the English and Arabic versions of the portal
	This is used to decrease, reset, and increase the screen resolution of the user interface of the portal
 Manage Account	This is used to manage the user profile details such as the Name, Registered Email address, Registered Mobile number, and password
 Log Out	This is used to log off from the portal
In the Business Process application	
Previous Step	This is used to go the Previous section of the Input Form
Next Step	This is used to go the Next section of the Input Form
Save as Draft	This is used to save the application as draft, so that it can be completed later
	This menu on the top gives an overview of the various sections within the. All the sections need to be completed in order to submit the application for review. The Current section is highlighted in Blue and the completed sections are highlighted in green with a check

The Federal Tax Authority offers a range of comprehensive and distinguished electronic services in order to provide the opportunity for taxpayers to benefit from these services in the best and simplest ways. To get more information on these services Click [Here](#)



Document Control Information	2
Annexure 2	
Navigating through EmaraTax.....	3
Introduction	5
Login to EmaraTax as Tax Agent	6
Link Tax Agency to Tax Agent – Steps to be performed by the Tax Agent	7
Tax Agency Details Tile.....	7
Tax Agency List	8
Link request submitted to FTA – after approval from Tax Agent.....	10
After review by FTA	11
Correspondences	13



Introduction



The following sections explain the steps to be taken by the Tax Agent to accept or reject the link request submitted by the Tax Agency.



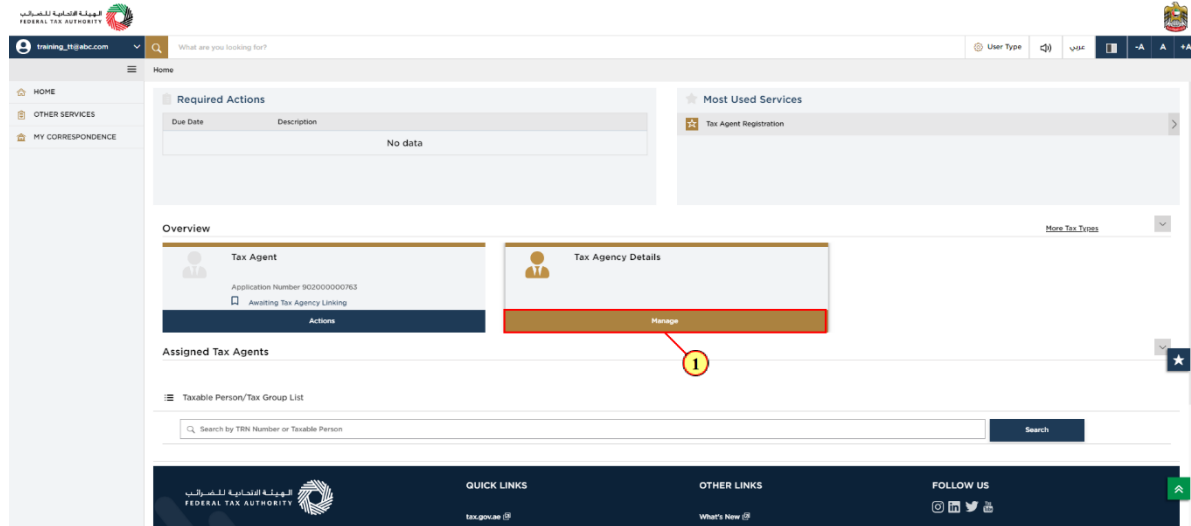
Login to EmaraTax as Tax Agent



- You can login into the EmaraTax account using your login credentials or using UAE Pass. If you do not have an EmaraTax account, you can sign-up for an account by clicking the 'sign up' button. If you have forgotten your password, you can use the "forgot password" feature to reset your password.
- If you login via your registered email and password, on successful login, the EmaraTax online user dashboard will be displayed. If you had opted for 2 factor authentication, you will be required to enter the OTP received in your registered email and mobile number to successfully login.
- If you wish to login via UAE Pass, you will be redirected to UAE Pass. On successful UAE Pass login, you will be redirected back to the EmaraTax online user dashboard.

Link Tax Agency to Tax Agent – Steps to be performed by the Tax Agent

Tax Agency Details Tile



Step	Action
(1)	<ul style="list-style-type: none"> Once you login as a tax agent, you are requested to go to Tax Agency Details tile to accept the request from any tax agency. Click 'Manage' in the Tax Agency Details tile.



Tax Agency List

training_tt@abc.com What are you looking for? User Type عربي

Home Tax Agency Details

Agent List

Customize Columns Status Search

TAN	Name(EN)	Name(AR)	Date From	Date To	Status	Status Date	Actions
0030633051	ABC Agency Co	شركة وكالة ايه بي سي	18/08/2022	31/12/9999	Linking Pending	18/08/2022	View Approve Reject

Back

Step	Action
(1)	Click on actions and Click 'Approve' to approve the Tax Agency linking request.



training_tt@abc.com What are you looking for? User Type عربي -A A +A

Home Tax Agency Details

Agent List

Customize Columns Status Search

TAN	Name(EN)	Name(AR)	Date From	Date To	Status	Status Date	Actions
0030633051	ABC Agency Co	شركة وكالة ايه بي سي	18/08/2022	31/12/9999	Linking Pending	18/08/2022	...

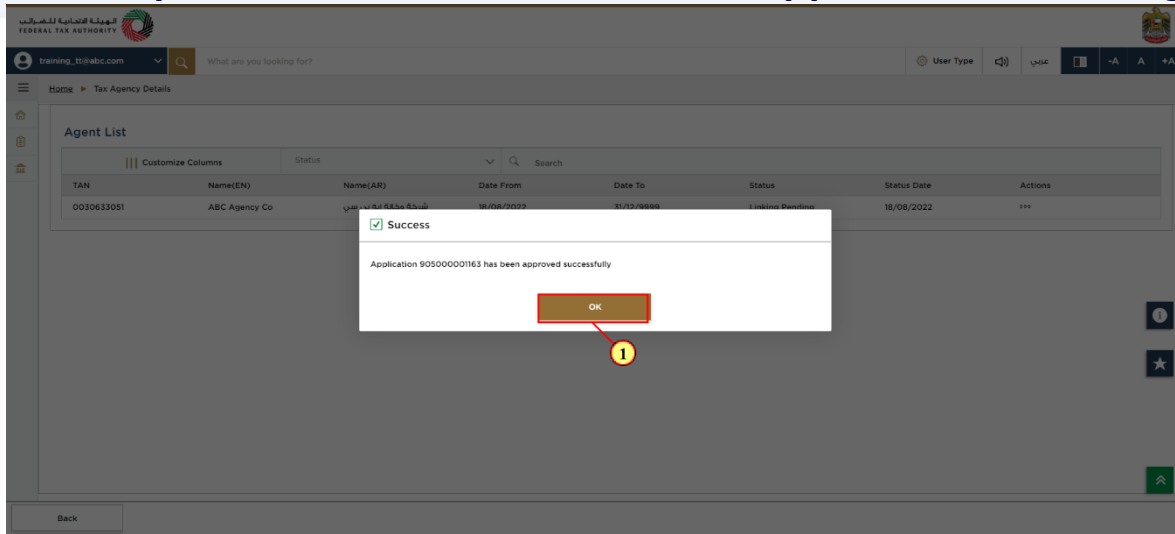
View
Approve
Reject

Back



- Tax Agency linking requests are displayed with options to View, Approve or Reject.
- "View" option is to view the details of the link request
- "Approve" option is to accept the link request, On accepting the request, the link request shall be submitted to FTA for review and approval. Both the Tax Agent and Tax Agency shall receive an email correspondence.
- "Reject" option is to reject the link request. On rejecting the request, both the Tax Agent and Tax Agency shall receive an email correspondence.
- If the Tax Agent does not take any actions on the link request within 5 days of receiving the request, the request shall be auto cancelled. Reminder email notifications shall be sent to the Tax Agent before auto cancellation. a reminder will be sent to the Tax Agent.

Link request submitted to FTA – after approval from Tax Agent



Step	Action
(1)	<ul style="list-style-type: none"> On approval of the link request by the Tax Agent, the link request shall be submitted to FTA for review and approval. Click 'OK' to confirm.



After review by FTA



FTA shall review the link request and can

- 1) Approve the application.
- 2) Reject the application.
- 3) Request additional information from the Tax Agency.

- On approval of the application, the Tax Agent shall be linked to the Tax Agency and both the Tax Agent and Tax Agency shall be notified. If the Tax Agent being linked is the first Tax Agent for the Tax Agency, the Tax Agency Number and Tax Agency registration certificate shall be issued by FTA. If the Tax Agent is newly linked to a Tax Agency for the first time, Tax Agent Approval Number and Tax Agent registration certificate shall be issued. The Tax Agent shall be listed in the published Tax Agent register in the FTA website.
- On rejection of the application, the Tax Agent shall not be linked to the Tax Agency and both the Tax Agent and Tax Agency shall be notified.
- On request for additional information, the Tax Agency shall receive a notification requesting additional information. Tax Agency has to login to their EmaraTax account and resubmit the application with the specific information.



training_fta@abc.com What are you looking for? User Type عربي -A A +A

Home Tax Agency Details

Agent List

Customize Columns Status Search

TAN	Name(EN)	Name(AR)	Date From	Date To	Status	Status Date	Actions
0030633051	ABC Agency Co	شركة وكالة ايه بي سي	18/08/2022	31/12/9999	Linked	18/08/2022	...

Back



After approval of the link request by FTA, the Tax Agent management screen in the Tax Agency EmaraTax account shall be as shown. The Status column shall have the value "Linked".



Correspondences



The Tax Agency and Tax Agent shall receive the following correspondences:

- 1) Application submission acknowledgement (after Tax Agency submits the link request to the Tax Agent).
- 2) Application acceptance or rejection notification (after Tax Agent accepts or rejects the link request; or on auto cancellation of the application in case Tax Agent does not take any action).
- 3) FTA approval of the application.
- 4) FTA rejection of the application.
- 5) FTA requests additional clarification.



Thank you